

## Annexure – A4

### **BEE - MuDSM PROGRAMME**

Name of ULB : Sagar Municipality, MP.

Name of ESCO : EPIC Energy Ltd, Mumbai.

Location of Street Lighting : Pilikoti.

Date of Audit : 02 / 07 / 2009.

#### DOWNLOADED FROM DATA LOGGER

<b>Sr.No.</b>	<b>Date</b>	<b>Time</b>	<b>kwh</b>	<b>kvah</b>	<b>kvarh</b>	<b>Ave.PF</b>	<b>MD(kva)</b>	<b>Ave.Voltage</b>	<b>R Phase Current</b>	<b>Y Phase Current</b>	<b>B Phase Current</b>
1	2/7/2009	19:30	298.5	403.33	216.94	0.969	6.439	226	17.756	29.014	13.457
2	2/7/2009	20:00	303.9	409.85	220.62	0.960	6.482	226	17.765	30.143	13.807
3	2/7/2009	20:30	309.5	416.50	224.14	0.952	6.713	225	17.841	29.186	13.547
4	2/7/2009	21:00	315.3	423.32	227.56	0.945	6.742	225	18.679	30.594	13.641
5	2/7/2009	21:30	321.0	430.17	231.22	0.939	6.846	228	18.655	30.753	13.664
6	2/7/2009	22:00	326.9	437.19	234.95	0.933	7.062	229	18.227	30.432	14.012
7	2/7/2009	22:30	332.8	444.32	238.90	0.928	7.062	230	18.869	32.338	14.074
8	2/7/2009	23:00	338.6	451.28	242.35	0.923	7.062	234	19.078	27.966	14.688
9	2/7/2009	23:30	344.4	458.27	245.79	0.918	7.062	234	18.631	28.088	14.524
10	3/7/2009	0:00	350.3	465.34	249.36	0.914	7.062	236	18.633	28.832	14.693
11	3/7/2009	0:30	356.2	472.42	252.94	0.911	7.085	234	18.628	28.812	14.536
12	3/7/2009	1:00	362.2	479.56	256.56	0.907	7.132	237	18.773	29.171	12.875
13	3/7/2009	1:30	368.2	486.77	260.24	0.904	7.199	238	18.814	29.471	15.679
14	3/7/2009	2:00	374.3	494.10	263.96	0.901	7.315	240	19.030	29.749	15.391
15	3/7/2009	2:30	380.4	501.47	267.73	0.898	7.374	240	19.115	29.221	15.711
16	3/7/2009	3:00	386.5	508.80	271.58	0.896	7.374	241	18.0896	29.513	15.373
17	3/7/2009	3:30	392.7	516.19	275.36	0.894	7.392	241	18.857	29.669	16.302
18	3/7/2009	4:00	398.8	523.53	279.12	0.892	7.392	240	19.087	29.449	12.877
19	3/7/2009	4:30	404.9	530.88	282.90	0.890	7.392	241	19.141	29.650	16.157
20	3/7/2009	5:00	410.9	538.04	286.73	0.888	7.392	239	19.112	29.732	14.819

## BEE - MuDSM PROGRAMME

Name of ULB : Sagar Municipality, MP.

Name of ESCO : EPIC Energy Ltd, Mumbai.

Location of Street Lighting : Tili Village.

Date of Audit : 04 / 07 / 2009.

### DOWNLOADED FROM DATA LOGGER

Sr.No.	Date	Time	kwh	kvah	kvarh	Ave.PF	MD(kva)	Ave.Voltage	R Phase Current	Y Phase Current	B Phase Current
1	4/7/2009	19:30	525.845	707.240	401.664	0.798	10.646	235	22.847	29.423	35.945
2	4/7/2009	20:00	534.558	717.377	405.437	0.800	11.846	233	23.390	28.791	53.055
3	4/7/2009	20:30	544.516	728.857	409.763	0.801	12.463	230	22.243	28.130	39.802
4	4/7/2009	21:00	553.664	739.503	414.028	0.803	12.463	231	23.022	28.899	46.437
5	4/7/2009	21:30	563.548	750.853	418.325	0.805	12.463	230	22.399	28.005	54.796
6	4/7/2009	22:00	573.132	761.933	422.696	0.806	12.463	235	23.236	28.884	35.705
7	4/7/2009	22:30	582.254	772.668	427.322	0.807	12.463	235	22.897	28.390	35.172
8	4/7/2009	23:00	590.649	782.698	431.975	0.808	12.463	235	23.655	29.077	26.343
9	4/7/2009	23:30	598.383	792.127	436.660	0.808	12.463	234	23.755	29.103	25.582
10	5/7/2009	0:00	606.121	801.578	441.394	0.808	12.463	236	24.213	29.621	26.273
11	5/7/2009	0:30	614.037	811.250	446.229	0.808	12.463	236	24.263	28.925	27.237
12	5/7/2009	1:00	621.956	820.954	541.111	0.809	12.463	237	23.876	29.231	25.909
13	5/7/2009	1:30	629.875	830.673	456.026	0.809	12.463	238	24.379	30.595	25.620
14	5/7/2009	2:00	638.055	840.644	460.903	0.809	12.463	237	24.353	31.369	32.800
15	5/7/2009	2:30	646.451	850.799	465.784	0.809	12.463	237	24.068	29.742	26.273
16	5/7/2009	3:00	654.881	860.794	470.859	0.809	12.463	240	24.505	30.961	26.318
17	5/7/2009	3:30	662.800	870.910	476.023	0.809	12.463	241	25.193	31.147	27.533
18	5/7/2009	4:00	671.026	881.016	481.178	0.810	12.463	240	24.773	31.011	26.751
19	5/7/2009	4:30	679.174	891.038	486.298	0.810	12.463	240	24.453	30.915	26.914
20	5/7/2009	5:00	687.331	901.094	491.461	0.810	12.463	241	24.614	30.676	26.936

## BEE - MuDSM PROGRAMME

Name of ULB : Sagar Municipality, MP.

Name of ESCO : EPIC Energy Ltd, Mumbai.

Location of Street Lighting : Ram Baage.

Date of Audit : 07 / 07 / 2009.

### DOWNLOADED FROM DATA LOGGER

Sr.No.	Date	Time	kwh	kvah	kvarh	Ave.PF	MD(kva)	Ave.Voltage	R Phase Current	Y Phase Current	B Phase Current
1	7/7/2009	19:30	965.300	1272.97	712.125	0.786	12.463	224	9.593	18.306	10.552
2	7/7/2009	20:00	968.132	1277.25	715.087	0.785	12.463	220	9.151	17.649	10.564
3	7/7/2009	20:30	970.875	1281.38	717.829	0.784	12.463	218	9.086	17.616	10.336
4	7/7/2009	21:00	973.618	1285.54	720.608	0.784	12.463	219	9.121	17.823	10.486
5	7/7/2009	21:30	976.369	1289.71	723.474	0.783	12.463	221	9.208	17.481	10.543
6	7/7/2009	22:00	979.144	1293.89	726.347	0.783	12.463	222	9.098	17.584	10.541
7	7/7/2009	22:30	981.907	1298.19	729.302	0.782	12.463	223	9.649	17.909	10.669
8	7/7/2009	23:00	984.887	1302.58	732.285	0.782	12.463	226	9.570	18.296	10.782
9	7/7/2009	23:30	987.811	1307.00	735.320	0.781	12.463	228	9.656	18.642	10.905
10	8/7/2009	0:00	990.777	1311.44	738.397	0.781	12.463	228	9.297	18.618	10.759
11	8/7/2009	0:30	993.736	1315.83	741.473	0.780	12.463	225	9.103	18.505	10556
12	8/7/2009	1:00	996.831	1320.42	744.633	0.780	12.463	227	9.454	18.676	14.529
13	8/7/2009	1:30	1000.25	1325.25	747.820	0.780	12.463	226	9.328	18.518	13.523
14	8/7/2009	2:00	1003.73	1330.18	751.082	0.779	12.463	231	9.653	19.083	13.767
15	8/7/2009	2:30	1007.28	1335.24	754.481	0.779	12.463	231	9.693	18.912	13.965
16	8/7/2009	3:00	1010.85	1340.33	757.898	0.778	12.463	233	9.873	19.249	14.965
17	8/7/2009	3:30	1014.47	1345.44	761.354	0.778	12.463	232	9.686	19.135	14.950
18	8/7/2009	4:00	1018.06	1350.52	764.820	0.778	12.463	232	9.697	18.998	14.128
19	8/7/2009	4:30	<b>No Power</b>								
20	8/7/2009	5:00									

Annexure – A5

**BEE - MuDSM PROGRAMME**

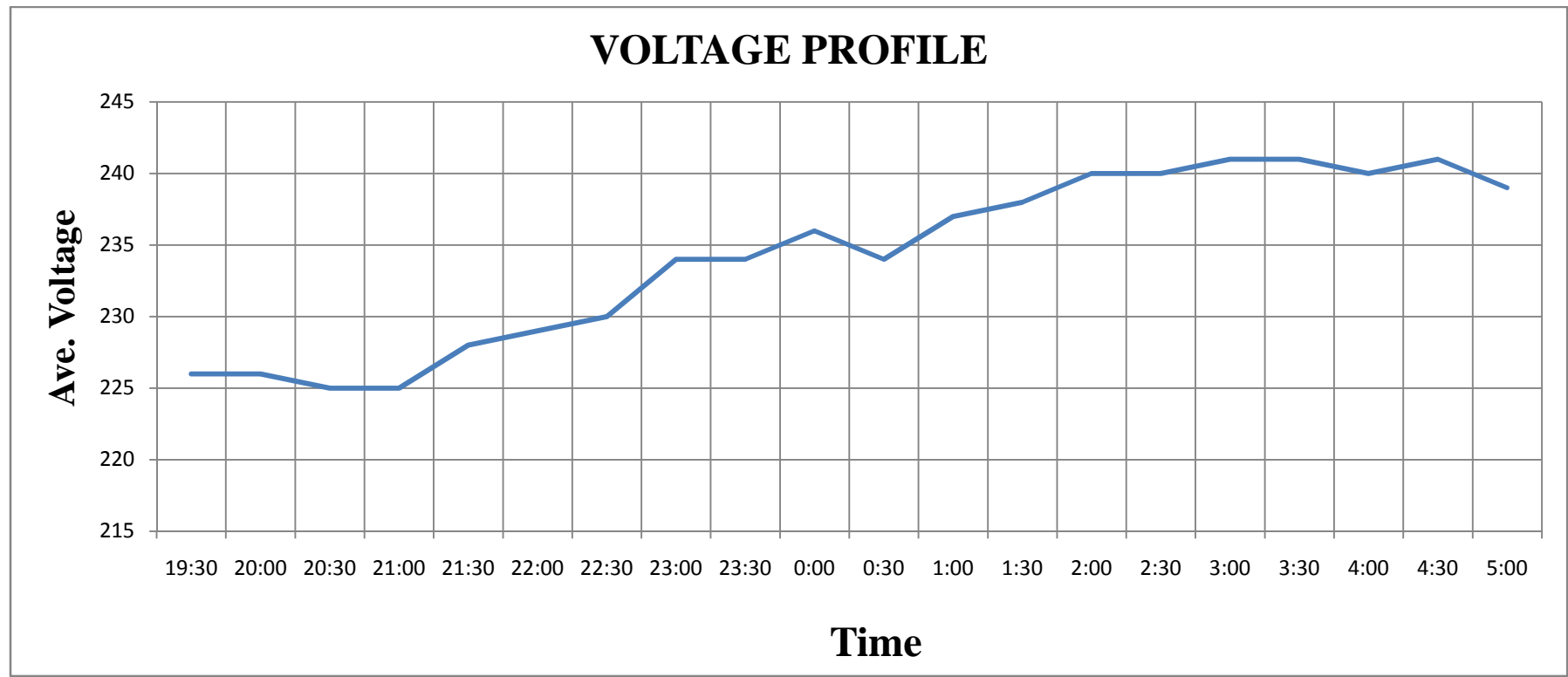
Name of ULB : Sagar Municipality, MP.

Name of ESCO : EPIC Energy Ltd, Mumbai

Location of Street Lighting : Pilikoti.

Date of Audit : 02 / 07 / 2009.

**VOLTAGE PROFILE CHART**



## BEE - MuDSM PROGRAMME

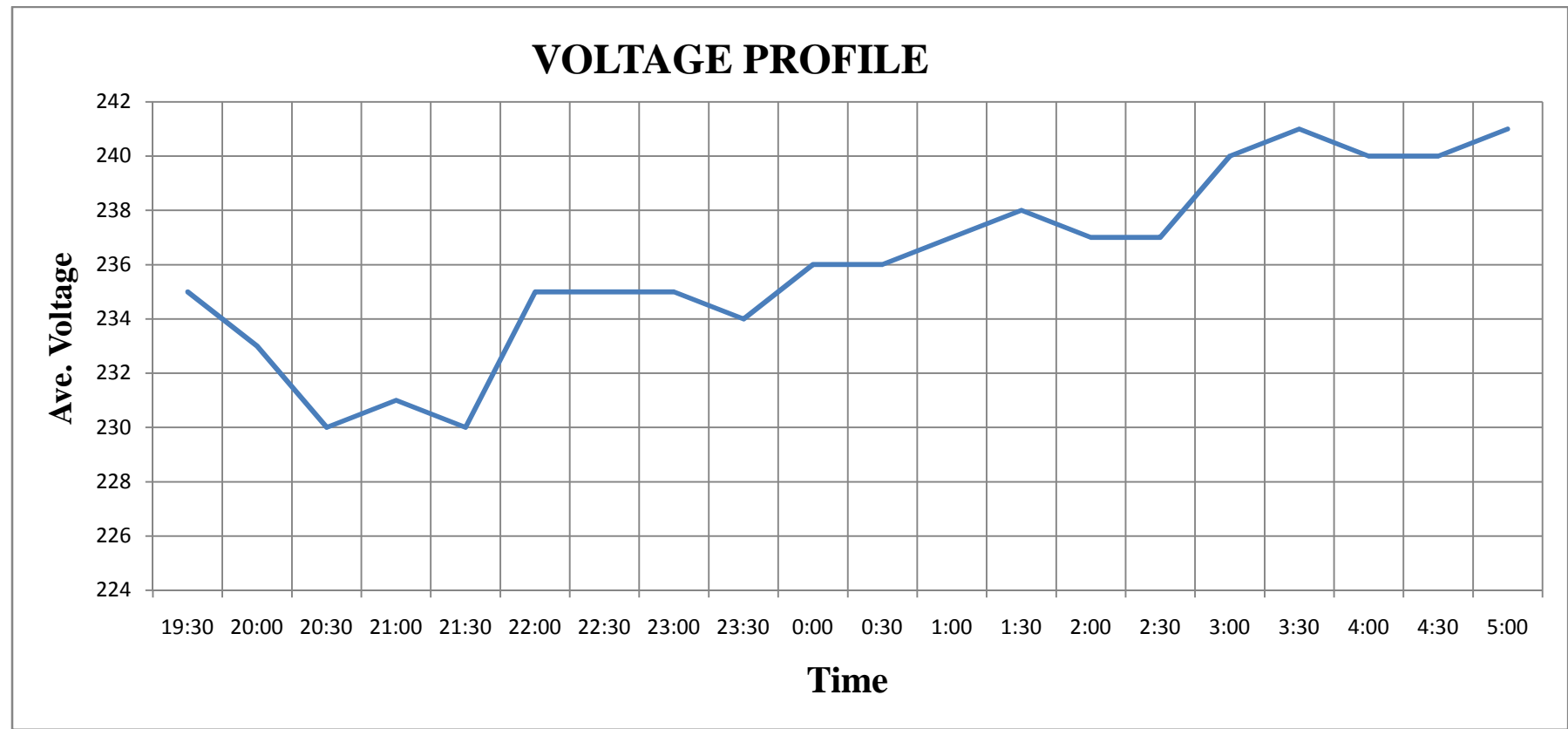
Name of ULB : Sagar Municipality, MP.

Name of ESCO : EPIC Energy Ltd, Mumbai

Location of Street Lighting : Tili Village.

Date of Audit : 04 / 07 / 2009.

### VOLTAGE PROFILE CHART



## BEE - MuDSM PROGRAMME

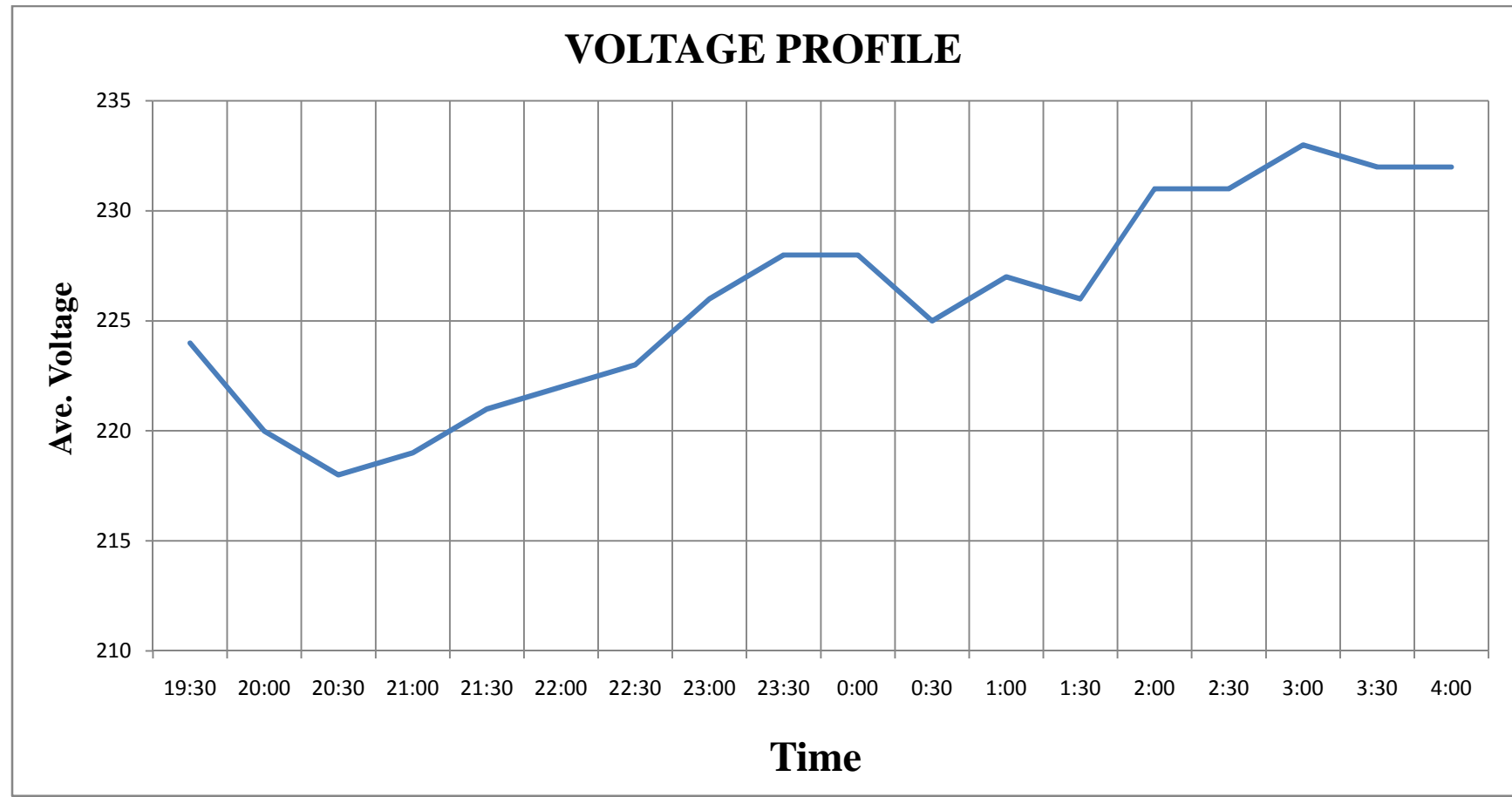
Name of ULB : Sagar Municipality, MP.

Name of ESCO : EPIC Energy Ltd, Mumbai

Location of Street Lighting : Ram Baage.

Date of Audit : 07 / 07 / 2009.

### VOLTAGE PROFILE CHART



Annexure – A6

**BEE - MuDSM PROGRAMME**

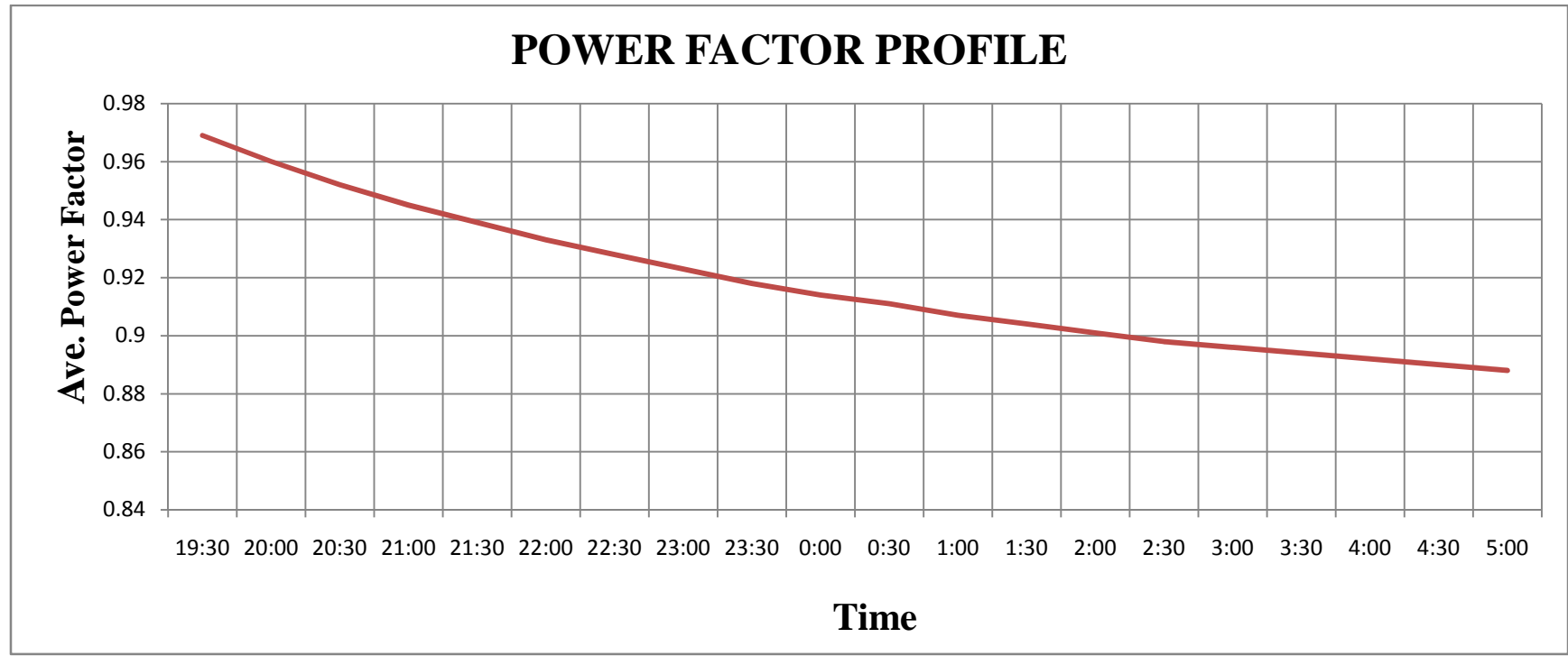
Name of ULB : Sagar Municipality, MP.

Name of ESCO : EPIC Energy Ltd, Mumbai

Location of Street Lighting : Pilikoti.

Date of Audit : 02 / 07 / 2009.

**POWER FACTOR CHART**



## BEE - MuDSM PROGRAMME

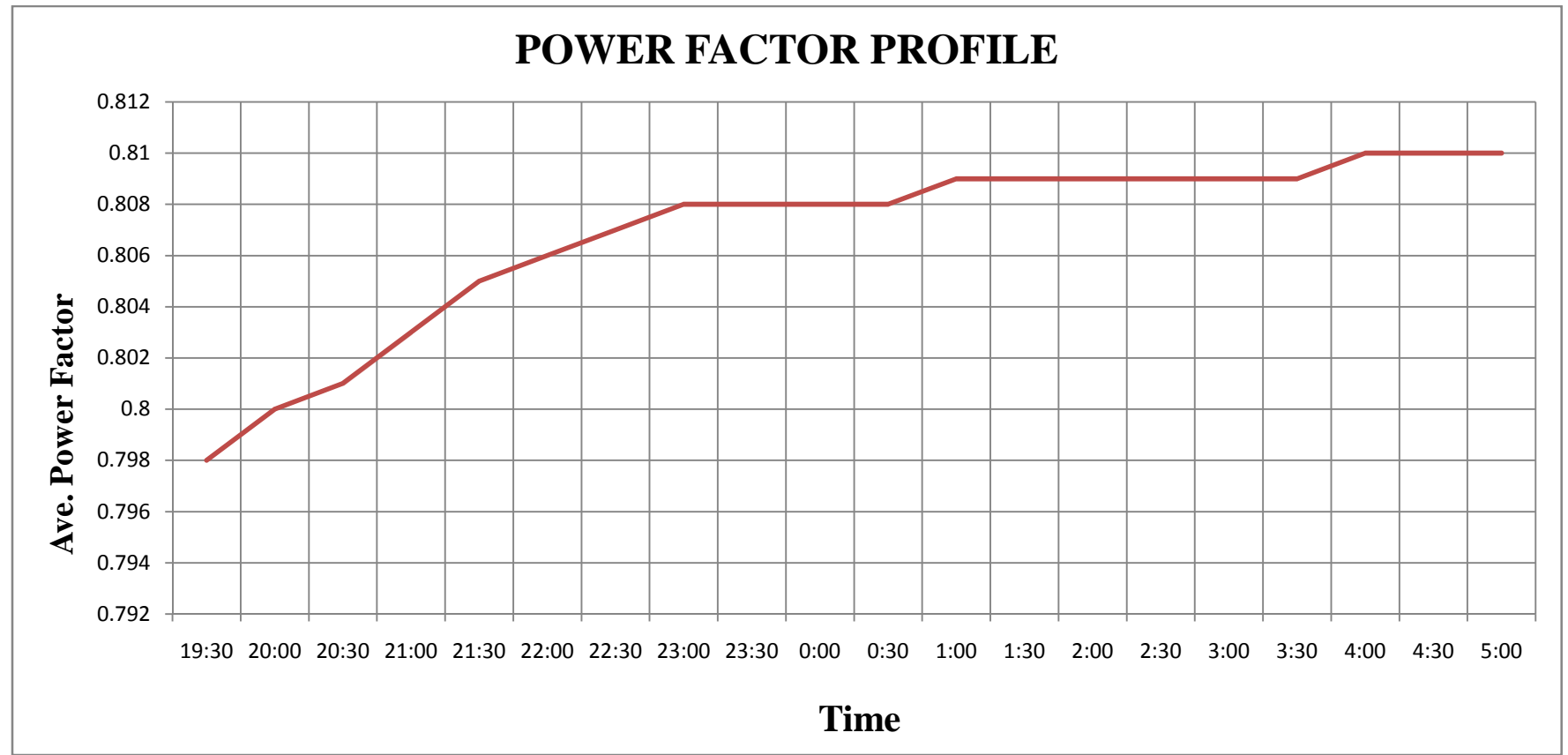
Name of ULB : Sagar Municipality, MP.

Name of ESCO : EPIC Energy Ltd, Mumbai

Location of Street Lighting : Tili Village.

Date of Audit : 04 / 07 / 2009.

### POWER FACTOR CHART





## BEE - MuDSM PROGRAMME

Name of ULB : Sagar Municipality, MP.

Name of ESCO : EPIC Energy Ltd, Mumbai.

Location of Street Lighting : Ram Baage.

Date of Audit : 07/07/2009.

### POWER FACTOR CHART

